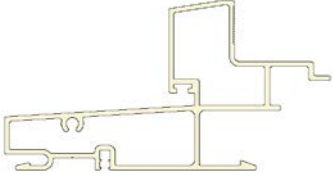
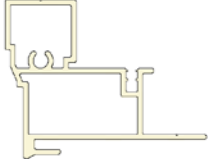

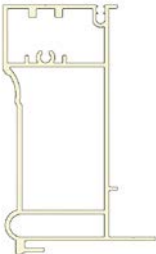


Pinnacle Series

Accessories

Parts Identification

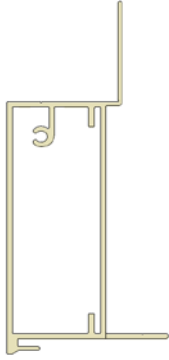
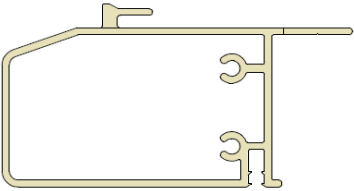

Image	Description	Color / Finish	Spec	Part #
	Clad Direct Set Frame Extrusion	Mill*	14' Lineal Length	481035
	Clad 180 Brickmould Extrusion (Uses Non-Hinged Nailfin Below)	Mill*	17' Lineal Length	481025
	Corner Key (Qty 2/Unit)		Ea	538030
	Corner Screws #8 x 1 1/4" Screw (Qty 4/unit)		Ea	500050
	Attachment Screws #8 x 3/8" Hex Drill Screws (8-12" apart)		Ea	8019
	Clad 180 Brickmould Filler Strip	Grey	12' Lineal Length	538031
	Clad Williamsburg Casing (Uses Non-Hinged Nailfin Below)	Mill*	17' Lineal Length	460033
	Corner Key (Qty 2/Unit)		Ea	538030
	Corner Screws #8 x 1 1/4" Screw (Qty 4/unit)		Ea	500050
	Attachment Screws #8 x 3/8" Hex Drill Screws (8-12" apart)		Ea	8019

*When ordering aluminum lineals in 2604 or 2605 standard or feature color, please order the mill part number for that extrusion, then specify color and either 2604 or 2605 finish.

Pinnacle Series

Accessories

Parts Identification

Image	Description	Color / Finish	Spec	Part #
	3 1/2" Flat Casing	Mill*	17' Lineal Length	460040
	Casing Corner Screw #8 x 2"		Ea	8117
	1" Black Foam Casing Plug		Ea	530070
	1 1/4" Clad Subsill	Mill*	13' Lineal Length	460042
	1" Black Foam Subsill Plug		Ea	530071
	1 1/4" Subsill End Cap	Mill*		460044
	End Cap Screw #6 x 1/2"	Screw	Ea	508007

*When ordering aluminum lineals in 2604 or 2605 standard or feature color, please order the mill part number for that extrusion, then specify color and either 2604 or 2605 finish.

Pinnacle Series

Accessories





Parts Identification

Image	Description	Color / Finish	Spec	Part #
	2 1/4" Clad Subsill	Mill*	13' Lineal Length	460043
	2" Black Foam Subsill Plug		Ea	530072
	2 1/4" Subsill End Cap End Cap Screw #6 x 1/2"	Mill*		460045
		Screw	Ea	508007
	3/8" Clad Subsill Extrusion	Mill*	14' Lineal Length	482170
	Attachment Screws #8 x 3/8" Hex Drill Screws (8-12" apart)		Ea	8019
	Standard Clad Mullion Cover	Mill*	14' Lineal Length	480005
		2604 Black		480006
		2604 Bronze		480004
		2604 White		480003

*When ordering aluminum lineals in 2604 or 2605 standard or feature color, please order the mill part number for that extrusion, then specify color and either 2604 or 2605 finish.



Pinnacle Series Accessories Parts Identification

Image	Description	Color / Finish	Spec	Part #
	1/2" Clad Spread Mullion Cover	Mill*	14' Lineal Length	420029
	1" Clad Spread Mullion Cover	Mill*	14' Lineal Length	420036
	2" Clad Spread Mullion Cover	Mill*	14' Lineal Length	2374065
	2 1/2" Clad Spread Mullion Cover	Mill*	14' Lineal Length	2374066




*When ordering aluminum lineals in 2604 or 2605 standard or feature color, please order the mill part number for that extrusion, then specify color and either 2604 or 2605 finish.



Pinnacle Series

Accessories

Parts Identification

Image	Description	Color / Finish	Spec	Part #
	3" Clad Spread Mullion Cover	Mill*	14' Lineal Length	420052
	4" Clad Spread Mullion Cover	Mill*	14' Lineal Length	420060
	6" Clad Spread Mullion Cover	Mill*	14' Lineal Length	420076

*When ordering aluminum lineals in 2604 or 2605 standard or feature color, please order the mill part number for that extrusion, then specify color and either 2604 or 2605 finish.

Pinnacle Series

Accessories

Parts Identification






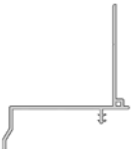
Image	Description	Color / Finish	Spec	Part #
	Small Clad Frame Expander 1 7/8"	Mill*	14' Lineal Length	480027
	Large Clad Frame Expander 3 1/4"	Mill*	14' Lineal Length	480019
	2" Mull Expander	Mill*	14' Lineal Length	480020
	Clad Spread Mullion End Cap	Mill*	14' Lineal Length	420017

*When ordering aluminum lineals in 2604 or 2605 standard or feature color, please order the mill part number for that extrusion, then specify color and either 2604 or 2605 finish.

Pinnacle Series

Accessories

Parts Identification








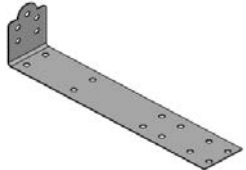
Image	Description	Color / Finish	Spec	Part #
	12 Degree Outside Mullion	Mill*	14' Lineal Length	481001
	30 Degree Outside Mullion	Mill*	14' Lineal Length	480021
	45 Degree Outside Mullion	Mill*	14' Lineal Length	481018
	90 Degree Outside Mullion (Only used with 4 9/16" jamb & 3 1/4" frame expander.)	Mill*	14' Lineal Length	584023
	Rigid Drip Cap	Mill*		483037
	Vinyl Drip Cap (Hinged)		14' Lineal Length	471005

*When ordering aluminum lineals in 2604 or 2605 standard or feature color, please order the mill part number for that extrusion, then specify color and either 2604 or 2605 finish.

Pinnacle Series

Accessories

Parts Identification

Image	Description	Color / Finish	Spec	Part #
	Radius Rigid Drip Cap	Mill*	13' Lineal Length	481041
	Nail Fin (Hinged)	Grey	14' Lineal Length	460015
	Nail Fin (Non Hinged)	Grey	14' Lineal Length	478002
	Sill Nail Fin	Grey	14' Lineal Length	460020
	Rigid Aluminum Nail Fin	Mill	14' Lineal Length	460025
	Attachment Screws #8 x 3/8" Hex Drill Screws (8-12" apart)		Ea	8019
	Nailfin Corner Gaskets (Qty 4 Per Unit)	Black	Ea	490013
	Gusset Plate	2" x 10" 4" x 6"		510065 518056
	Impact Installation Strap	1-15/16" x 7-13/16" x 1-1/2"		460024
	Short Screws (2 per strap)	#7 x 3/4" Stainless Steel		2370091
	Long Screws (2 per strap)	#8 x 1-1/2" Stainless Steel		8036

*When ordering aluminum lineals in 2604 or 2605 standard or feature color, please order the mill part number for that extrusion, then specify color and either 2604 or 2605 finish.