
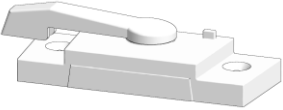
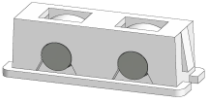








# Next Dimension Signature Series

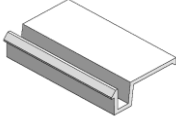

## Slider

### Parts Identification

Image	Item #	Description	Color / Finish	Spec	Part #
	1	Keeper	White Almond Clay		558217 558216 558174
		Keeper Screws #6 x 5/8" Screw (Qty 2)	White Almond Clay		508085 508080 538080
	2	Lock	White Almond Clay		558166 558160 558168
		Lock Screws #6 x 7/8" Screw (Qty 2)	White Almond Clay		508181 508182 538182
	3	Rollers			558140
	4	Glazing Bead	White Almond Clay Bronze Black Tan Ivory Cinnamon Green White	13'	900043 900110 901043 900043-BZ 900043-BK 900043-T 900043-I 900043-C 900043-G 900043-W
	5	Glazing Bead with W/S Slot (Bottom Rail of Operating Sash Only)	White Clay	13' 13'	900047 901047
	6	Track	White Almond Clay	13' 13' 13'	900044 900145 901144
	7	Weatherstrip	White Clay	LF LF	531092 531087



# Next Dimension Signature Series Slider Parts Identification

Image	Item #	Description	Color / Finish	Spec	Part #
	8	Anti-Lift Block	White Almond Clay		900270 900275 901275
No Image		Glazing Tape 1/16" x 1/2"	White	216' Roll	394100
 Not Shown on Assembly Dwg		Window Opening Control Device (Includes screws & Instructions) Field Applied Only	White White Clay Clay	XO OX XO OX	9410018 9410019 9410021 9410022