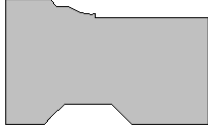
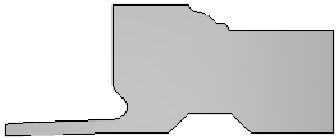





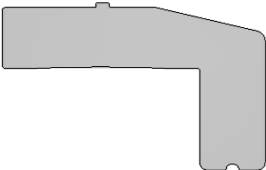
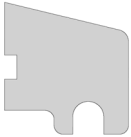




# Pinnacle & Legend Series

## Accessories

### Parts Identification

Image	Description	Spec	Part #
	WM 180 Brickmould	14' Lineal Length	2390003
	WM 180 Flanged Brickmould	12' Lineal Length	2380059
	3 1/2" Flat Casing	16' Lineal Length	2390000
	4 1/2" Backband Casing	14' Lineal Length	2380448
	5 1/2" Flat Casing	16' Lineal Length	2390001
	Williamsburg Brickmould	14' Lineal Length	2380065
	Standard Subsill	14' Lineal Length	2390020
	2" Subsill	14' Lineal Length	2390022
	Standard Sillnose	12' Lineal Length	2390019



# Pinnacle & Legend Series

## Accessories

### Parts Identification

Image	Description	Spec	Part #
	2" Sillnose	12' Lineal Length	2381698
	Belly Sill Nose	12' Lineal Length	2379998
	Half Round / Ellipse Sillnose	12' Lineal Length	2380021
	Casement/Double Hung Horizontal Outside Mullion Cover	14' Lineal Length	2390012
	Casement Vertical Outside Mullion Cover	14' Lineal Length	2390013
	Double Hung Vertical Outside Mullion Cover	12' Lineal Length	2390010
	Screen Grommet		590078