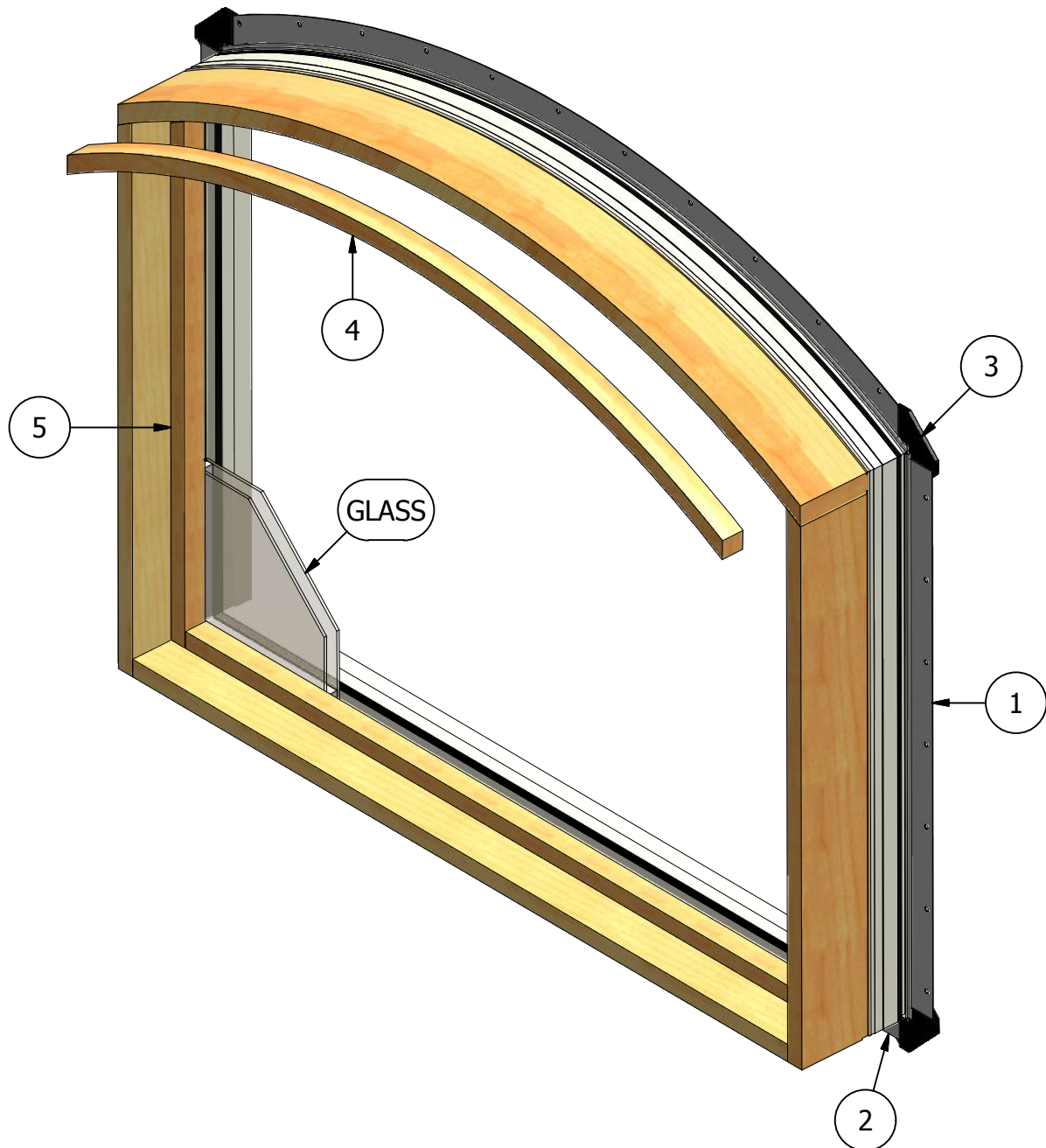


Pinnacle Series

Clad Radius & Low Profile Direct Set

Parts Identification












Pinnacle Series

Clad Radius & Low Profile Direct Set

Parts Identification

Image	Item #	Description	Color / Finish / Size	Spec	Part #
	1	Side Nail Fin - Slotted			460015
	2	Sill Nail Fin			460020
	3	Nail Fin Gasket	4 per Sheet		490013
	4	Radius Inside Stop			* See Note Below
	5	Inside Stop (Sill & Sides)	16' Pine Lineal 8' Alder Lineal 10' Fir Lineal		2370474 2370474-A 2370474-F
		Glass Stop Tape 1/16" x 1/2" Double Faced	Black - 150' Roll		390531
		Contemporary Inside Stop (Sill & Sides)	Radius 14' Pine Lineal Alder Lineal Fir Lineal		*See Note 773986 773986-A 773986-F

*Not shown in assembly model

* When ordering replacement parts for radius units, include the following information:
 Frame base measured from base outside of frame to outside of frame
 Frame height measured from outside of base to top of hights point of radius at head
 If the unit has vertical legs, measure from base to top of leg where radius starts