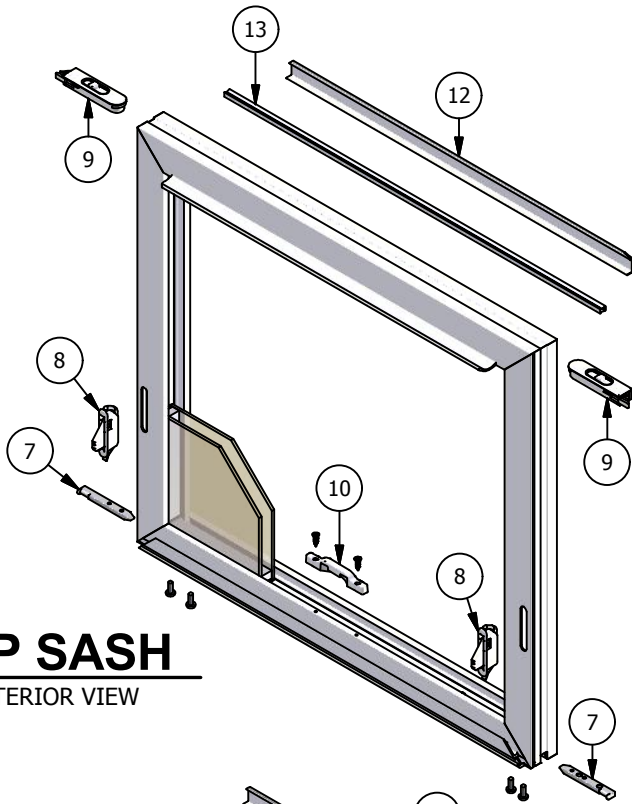
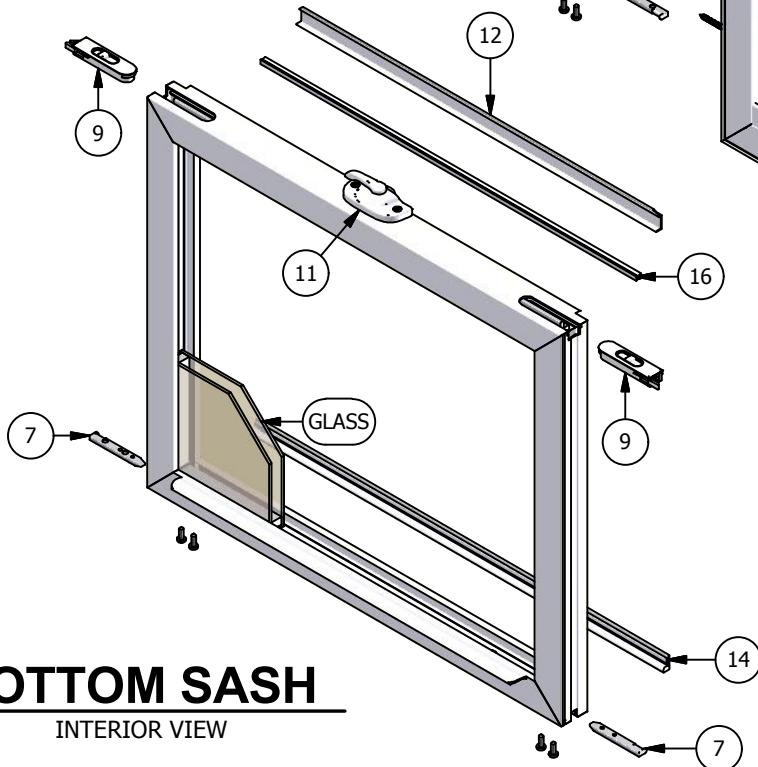




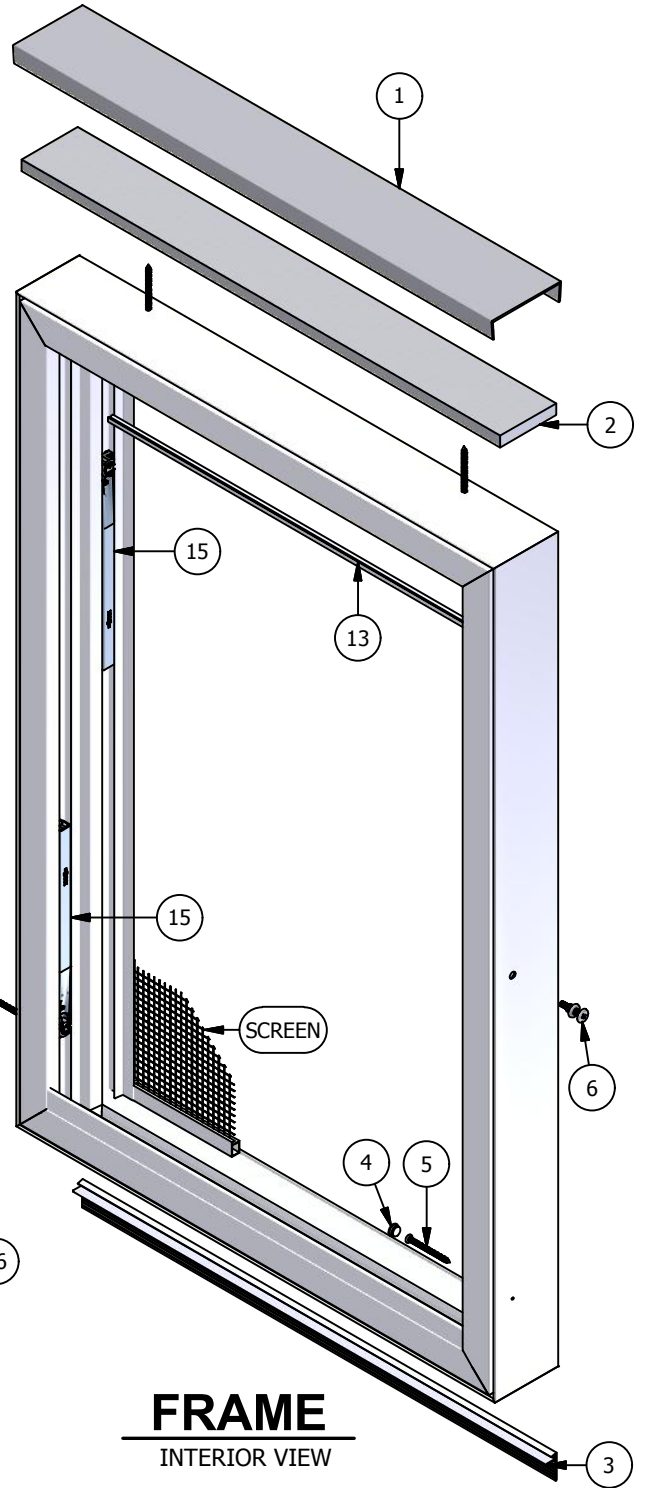
# Revive Series Vinyl Double Hung (Operating) Parts Identification



**TOP SASH**  
INTERIOR VIEW



**BOTTOM SASH**  
INTERIOR VIEW









**FRAME**  
INTERIOR VIEW



# Revive Series

## Vinyl Double Hung (Replacement Kit)

### Parts Identification


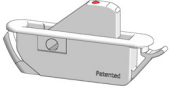
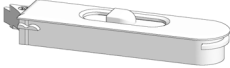





Image	Item #	Description	Color / Finish	Spec	Part #
	1	Head Expander (Qty. 1)	White Clay		900755 901855
	2	Head Expander Foam (Qty. 1)			2388409
	3	Sill Cover (Qty. 1)	White Clay		900760 901860
	4	Hole Cap (Qty. 4)	White Clay		558242 558245
 Not Shown on Assembly Dwg	5	Frame Screw #8 x 2" (Qty. 4)			518200
	6	Jamb Jack (Qty. 2)			558240



# Revive Series

## Vinyl Double Hung (Operating)

### Parts Identification

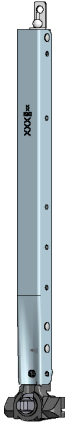
Image	Item #	Description	Color / Finish	Spec	Part #						
	7	Tilt Pin	Grey		931058						
		Tilt Pin Screws #6 x 1/2" Screw	White Clay Black		971001 971010 971002						
			8	Vent Latch	White Clay		941010 941011				
						9	Tilt Latch (LH Shown)	White White	LH RH	941004 941003	
Clay Clay	LH RH	941006 941005									
	10	Keeper  Keeper Screws #4 x 3/4" Screw	White Clay					941013 941015			
			White Clay					971009 971011			
	11	Lock  Lock Screws #6 x 5/8" Screw	White Clay		941012 941014						
			White Clay		508085 538080						
	12	Glazing Bead	White Clay Bronze Black Tan Ivory Cinnamon Green White	16'	920009 920044 920009-BZ 920009-BK 920009-T 920009-I 920009-C 920009-G 920009-W						
				13	Weatherstrip Not Used on Bottom Sash Meeting Rail	White Clay Black	FT FT FT	951001 951002 951000			
							14	Bottom Rail Weatherstrip	White Clay Black	FT FT FT	951003 951004 951005



# Revive Series

## Vinyl Double Hung (Operating)

### Parts Identification

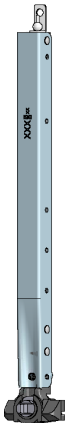
Image	Item #	Description	Color / Finish	Spec	Part #
	15	Inverted Block and Tackle Balance	*See Inside Sales for more Information	08A	929000
				08B	929001
				10A	929005
				10B	929006
				10C	929007
				12A	929014
				12B	929015
				12C	929016
				12D	929017
				14A	929023
				14B	929024
				14C	929025
				14D	929026
				15D	929033
				16A	929036
				16B	929037
				16C	929038
				16D	929039
				16E	929040
				18A	929076
				18B	929077
				18C	929078
				18D	929079
				18E	929080
				20A	929117
				20B	929118
				20C	929119
				20D	929120
				20E	929122
				22A	929160
22B	929161				
22C	929162				
22D	929163				
22E	929165				
22F	929166				
23B	929182				
23C	929183				
23D	929184				
23E	929185				
24A	929202				
24B	929203				
24C	929204				
24D	929205				
24E	929207				
24F	929208				



# Revive Series

## Vinyl Double Hung (Operating)

### Parts Identification



Image	Item #	Description	Color / Finish	Spec	Part #
	15	Inverted Block and Tackle Balance	*See Inside Sales for more Information	26A	929296
				26B	929247
				26C	929248
				26D	929249
				26E	929251
				26F	929252
				28A	929289
				28B	929290
				28C	929291
				28D	929292
				28E	929294
				28F	929295
				30A	929333
				30B	929334
				30C	929335
				30D	929336
				30E	929338
				30F	929339
				32A	929370
				32B	929371
				32C	929372
				32D	929373
				32E	929375
				32F	929376
				32G	929377
				32H	929378
				34B	929402
				34C	929403
		34D		929404	
		34E		929406	
		34F		929407	
		34G		929408	
		34H		929409	
36B	929433				
36C	929434				
36D	929435				
36E	929437				
36F	929438				
36G	929439				
38B	929464				
38C	929465				
38D	929466				
38E	929467				
38F	929468				
38G	929469				
38H	929470				
Balance Screw (#6 x 5/8")					583125
Balance Shoe					931176



# Revive Series

## Vinyl Double Hung (Operating)

### Parts Identification

Image	Item #	Description	Color / Finish	Spec	Part #
	16	Meeting Rail Weatherstrip	White Clay Black	FT FT FT	478067 478073 531102
No Image		Meeting Rail Corner Pad Cut to 1/2" x 1/2" - (Qty 2)	White	LF	TBD
No Image		Glazing Tape 1/16" x 1/2"	White	216' Roll	394100
 Not Shown on Assembly Dwg		Window Opening Control Device (Includes screws & Instructions) Field Applied Only	White Clay		941008 941009