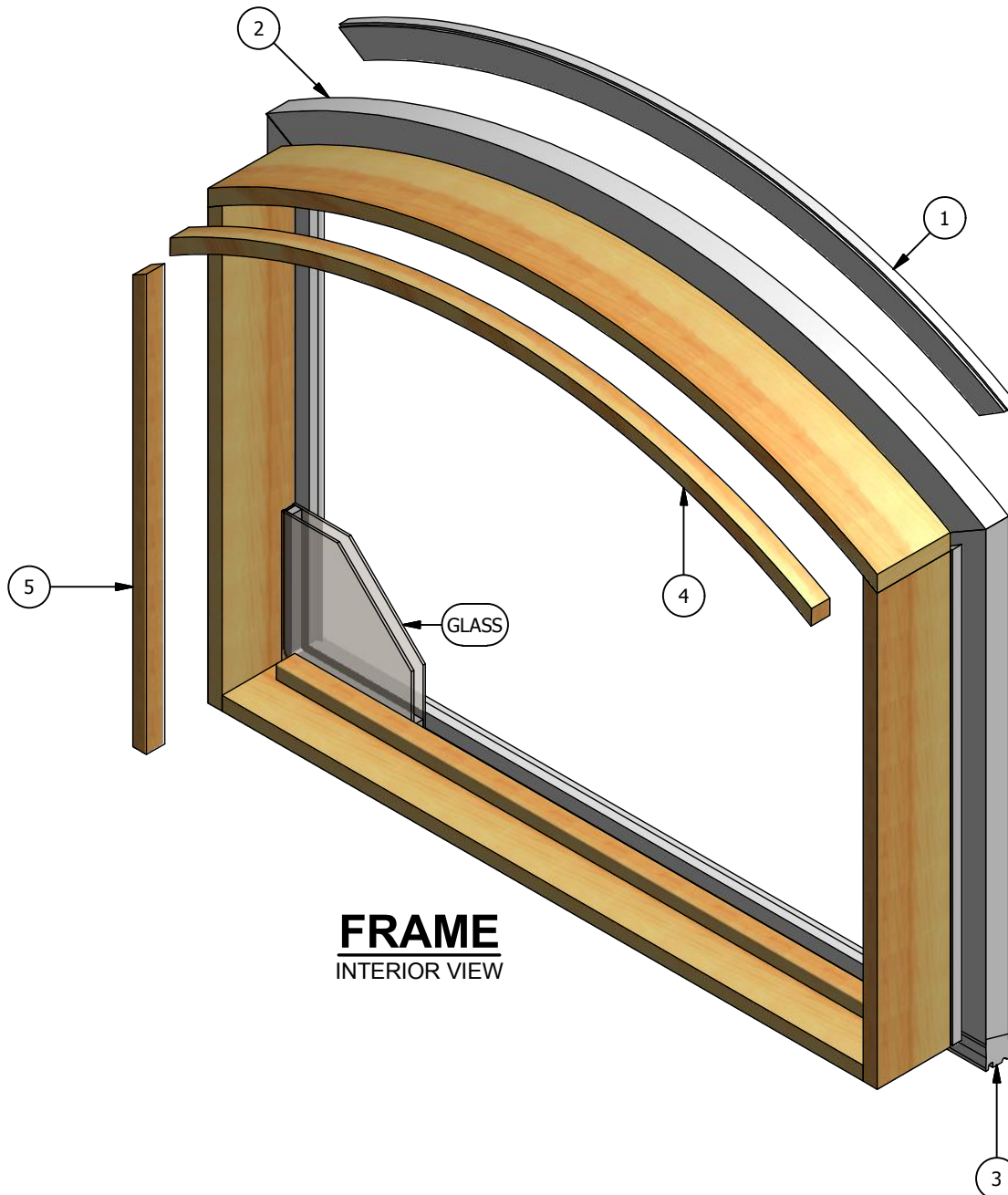


Pinnacle Series

Primed Radius

Parts Identification



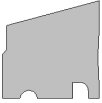






Pinnacle Series

Primed Radius

Parts Identification

Image	Item #	Description	Color / Finish / Size	Spec	Part #
	1	Sill Outside Stop	12' Lineal Length		2380051
	2	Exterior Casing (Head & Sides) (See Accessory section for other options)	14' Lineal Length		2390003
	3	Sill Nose	12' Lineal Length		2380021
	4	Radius Inside Stop Glass Stop Tape 1/16" x 1/2" Double Faced	Gray - 150' Roll	* See Note Below	394066
	5	Inside Stop (Sill & Sides)	16' Pine Lineal		2370474

* When ordering replacement parts for radius units, include the following information:
 Frame base measured from base outside of frame to outside of frame
 Frame height measured from outside of base to top of hights point of radius at head
 If the unit has vertical legs, measure from base to top of leg where radius starts