











# Pinnacle Series

## Clad Radius & Low Profile Direct Set

### Parts Identification

| Image   | Item # | Description                                  | Color / Finish / Size                                   | Spec | Part #                                      |
|---|--------|--|---|------|---|
|     | 1      | Side Nail Fin - Slotted                      |   |      | 460015                                      |
|     | 2      | Sill Nail Fin                                |   |      | 460020                                      |
|    | 3      | Nail Fin Gasket                              | 4 per Sheet   |      | 490013                                      |
|    | 4      | Radius Inside Stop                           |   |      | * See Note Below                            |
|  | 5      | Inside Stop<br>(Sill & Sides)                | 16' Pine Lineal<br>8' Alder Lineal<br>10' Fir Lineal    |      | 2370474<br>2370474-A<br>2370474-F           |
|   |        | Glass Stop Tape<br>1/16" x 1/2" Double Faced | Black - 150' Roll                                       |      | 390530                                      |
|   |        | Contemporary Inside Stop<br>(Sill & Sides)   | Radius<br>14' Pine Lineal<br>Alder Lineal<br>Fir Lineal |      | *See Note<br>773983<br>773981-A<br>773983-F |

\*Not shown in assembly model

\* When ordering replacement parts for radius units, include the following information:  
 Frame base measured from base outside of frame to outside of frame  
 Frame height measured from outside of base to top of hights point of radius at head  
 If the unit has vertical legs, measure from base to top of leg where radius starts