



WINDSOR  
WINDOWS & DOORS  
A WOODGRAIN MILLWORK COMPANY

# Plaza Lite Guidelines

## CASEMENTS, AWNING, & FIXED WINDOWS

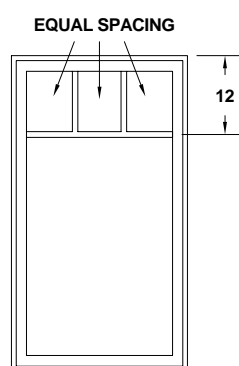
- Unless otherwise specified, the horizontal bar on a standard Plaza grille option will be located 12" down from the **top of the window frame**. It will be the same regardless of window height.
- The vertical bars will have the same spacing as a standard grille spacing for a unit of the same width.

## DOUBLE HUNG

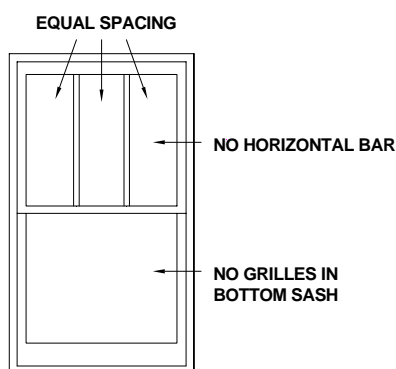
- Unless otherwise specified, there will be no horizontal bars on either sash for a standard Plaza grille.
- The top sash will have vertical bars with the same spacing as a standard grille spacing for a unit of the same width.
- Bottom sash will have no grilles at all

## PATIO DOORS


- Unless otherwise specified, the horizontal bar on a standard Plaza grille option will be located 16" down from the **top of the door frame**. It will be the same regardless door height.
- The vertical bars will have the same spacing as a standard grille spacing for a unit of the same width.



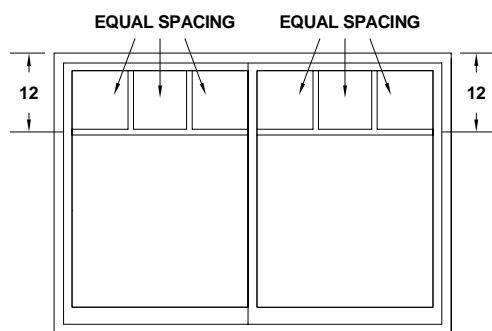
CASEMENT EXAMPLE



DOUBLE HUNG EXAMPLE



PATIO DOOR EXAMPLE



GLIDE-BY EXAMPLE

**IMPORTANT:** When ordering windows or doors with plaza lite patterns, it is the customer's responsibility to make sure the grilles align in any mulled or combination unit. **Orders for Plaza units with bar spacing other than described above will require a customer approval drawing .**