

# GENERAL NOTES:

1. ALL FASTENERS SHALL BE IN ACCORDANCE WITH THESE DRAWINGS. SPECIFIED ANCHOR EMBED TO BASE MATERIAL SHALL BE BEYOND WALL FINISH OR STUCCO.
2. OPENINGS, BUCKING & BUCKING FASTENERS MUST BE PROPERLY DESIGNED & INSTALLED TO TRANSFER WIND LOADS TO THE STRUCTURE.
3. THESE NON-IMPACT RATED WINDOW SYSTEM INSTALLATIONS ARE IN ACCORDANCE WITH AND MEET THE REQUIREMENTS OF THE FLORIDA BUILDING CODE (FBC).
4. ALL ANCHORS SECURING WINDOW FRAME TO PRESSURE TREATED BUCKS OR WOOD FRAMING SHALL BE CAPABLE OF RESISTING CORROSION CAUSED BY THE PRESSURE TREATING CHEMICALS IN THE WOOD.
5. NO INCREASE IN ALLOWABLE STRESS HAS BEEN USED IN THE CERTIFICATION OF THESE INSTALLATIONS. WIND LOAD DURATION FACTOR  $C_d = 1.6$  WAS USED FOR WOOD SCREW ANALYSIS ONLY.
6. MATERIALS, INCLUDING BUT NOT LIMITED TO STEEL SCREWS, THAT COME INTO CONTACT WITH OTHER DISSIMILAR MATERIALS SHALL MEET THE REQUIREMENTS OF FLORIDA BUILDING CODE CHAPTER 20.
7. TO THE BEST OF OUR KNOWLEDGE, THE WINDOWS SHOWN HEREIN ARE CERTIFIED & QUALITY ASSURED BY A FLORIDA STATE APPROVED CERTIFICATION/QA ENTITY & SHALL BE LABELED IN ACCORDANCE WITH THE FBC AND THE 9B-72 FLORIDA BUILDING COMMISSION SPECIFICATIONS. WINDOW ASSEMBLY IS NOT PART OF THIS DRAWING AND SHALL BE IN ACCORDANCE WITH THE MANUFACTURER'S QUALITY ASSURANCE SPECIFICATIONS & TESTING REPORTS.
8. CERTIFICATION OF THESE WINDOW INSTALLATIONS SHALL BE CONSIDERED VOID IF ANY OF THE FOLLOWING APPLY: 1) THEY ARE INSTALLED WITHOUT A BUILDING PERMIT FROM THE APPLICABLE LOCAL BUILDING DEPARTMENT. 2) IF THEY ARE INSTALLED BY ANYONE OTHER THAN A LICENSED CONTRACTOR EXPERIENCED WITH WINDOW INSTALLATIONS. 3) IF CHANGES HAVE OCCURED TO THE PRODUCT'S CERTIFICATION ENTITY'S CERTIFICATE THAT CAUSE THESE INSTALLATIONS TO BE INCORRECT OR INCONSISTENT WITH WHAT HAS BEEN TESTED.
9. THE LEAST DESIGN PRESSURE SPECIFIED EITHER IN THIS DRAWING OR IN THE PRODUCTS CERTIFICATION SHALL CONTROL FOR THE INSTALLED WINDOW.
10. THESE DRAWINGS CERTIFY THE WINDOW INSTALLATION ONLY. WATER PROOFING OF THE INSTALLED WINDOWS IS NOT PART OF THIS INSTALLATION CERTIFICATION. THAT RESPONSIBILITY SHALL BE THAT OF THE MANUFACTURER &/OR INSTALLER.

## ALTERNATE ANCHOR/SUBSTRATE EVALUATION NOTE:

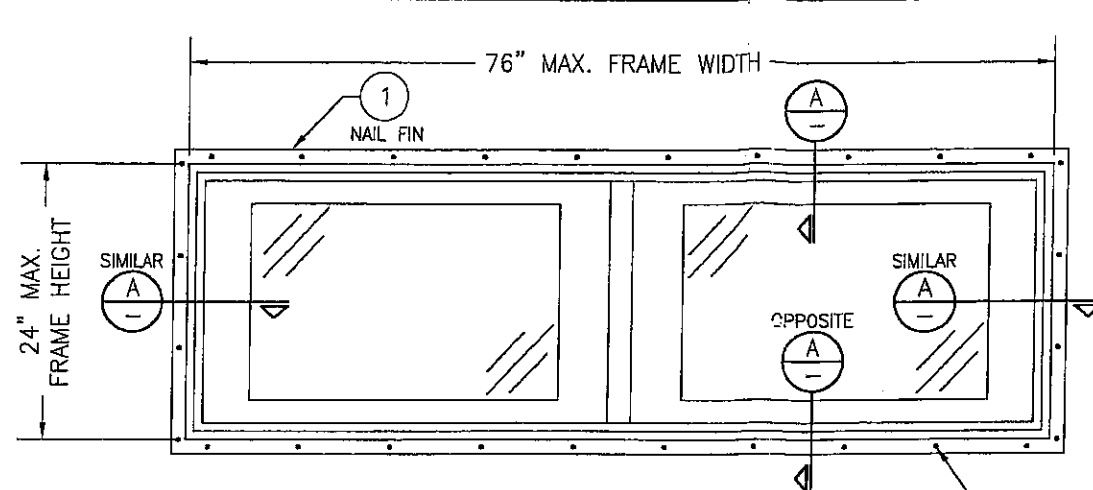
ALL ALTERNATE ANCHORS IN THEIR SPECIFIED SUBSTRATES HAVE BEEN ANALYZED IN ACCORDANCE WITH THEIR APPLICABLE STANDARD(S) AND ARE FOUND TO BE EQUIVALENT TO OR STRONGER THAN THE ANCHOR(S) USED IN TESTING WITH THIS PRODUCT.

INSTALLATION EVALUATION IS BASED ON APPLICABLE ANCHOR STANDARDS AND/OR INFORMATION & RESULTS FROM APPLICABLE TEST REPORTS. THE FLORIDA BUILDING CODE VERSION CONSIDERED WITH THE EVALUATION WAS THAT IN FORCE AT THE TIME OF THE EVALUATION. IN THE EVENT OF CODE VERSION CHANGES/UPDATES OR IN THE EVENT THAT NEW OR ADDITIONAL TESTING IS COMPLETED ON THE REFERENCED PRODUCT, PRIOR TO STATING CODE COMPLIANCE WITH THE STATE, THE MANUFACTURER SHALL CONFIRM WITH THE INSTALLATION EVALUATION ENGINEER OF RECORD THAT THE INSTALLATIONS SPECIFIED HERE-IN ARE CURRENT WITH THE THEN CURRENT TESTING, CODE AND APPLICABLE STANDARDS.

## FRAME ANCHOR REQUIREMENTS TABLE

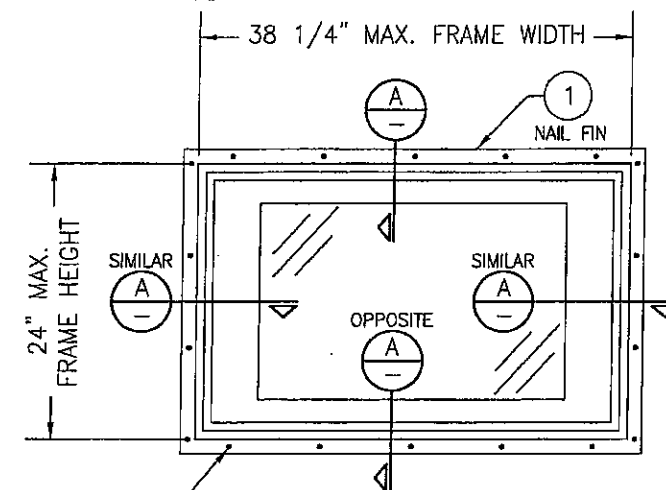
OPENING TYPE (SUBSTRATE)	NAIL FIN TO OPENING FASTENER TYPE	MINIMUM EMBED	MINIMUM EDGE DIST.
(1) NAILING FIN FASTENERS			
MIN. 2X4 WOOD FRAME OR BUCK (MIN. GR. 3 & $G=0.55$ )	NO. 8 X 1 1/2" SMS	1 3/8"	1/2"
MIN. 2X4 WOOD FRAME OR BUCK (MIN. GR. 3 & $G=0.55$ )	1 3/4" X 11 GA. ROOFING NAIL	1 1/2"	1/2"
MIN. 1/8" THK A36 STEEL	NO. 8 GR. 5 SELF TAP/DRILL SCREW	FULL	1/2"
MIN. 1/8" THK 6063-T5 ALUM.	NO. 8 GR. 5 SELF TAP/DRILL SCREW	FULL	1/2"

(1) WHEN SCREWS ARE USED WITH THE NAIL FIN, THEY MUST BE A WAFFLE HEAD SCREW OR HAVE A FLAT WASHER AT THE SCREW HEAD.



EXTERIOR ELEVATION:  
DOUBLE IN-SASH TRANSOM WINDOW

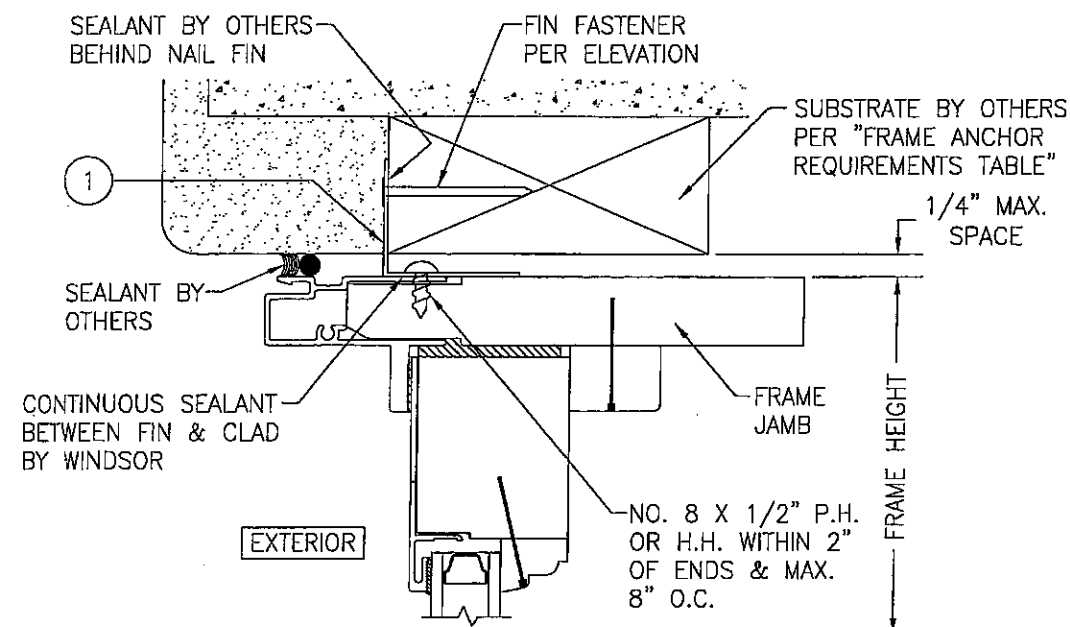
SCALE: 3/4" = 1'-0"



EXTERIOR ELEVATION:  
IN-SASH TRANSOM WINDOW

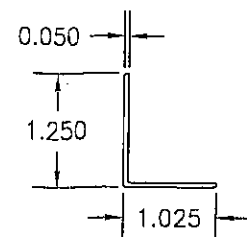
SCALE: 3/4" = 1'-0"

FIN FASTENER WITHIN 4" OF CORNERS & 8" TO 10" O.C. SEE "FRAME ANCHOR REQUIREMENTS TABLE" ON THIS SHEET FOR REQUIREMENTS.



## SECTION

SCALE: 1/2" FULL



(1) NAIL FIN

6063-T5 ALUMINUM

DRAWN BY: K.P.S.		CHECKED BY: W.W.S.	
PLOT: 1-16		DATE: 02/18/04	
NO.	REVISION DESCRIPTION	DATE	BY
A1	UPDATE TO 2004 CODE COMPLIANT	08/10/05	WWS
B1	REVISED TO NEW TESTING	02/07/06	WRM
C1	UPDATE TO PRESENT STANDARDS	06/30/08	WRM
DRAWING TITLE: PINNACLE ALUMINUM CLAD WOOD IN-SASH NON-IMPACT TRANSOM WINDOW			
CONSULTANTS: W. W. SCHAEFER ENGINEERING & CONSULTING, P.A. 8885 N. MILITARY TRAIL, SUITE C-204 PALM BEACH GARDENS, FL 33410 PHONE: 561-775-4902 FAX: 561-775-4903		MANUFACTURER: WINDSOR WINDOWS & DOORS 900 S. 19TH STREET WEST DES MOINES, IA 50265 800-218-6186	
CERTIFICATION OCT 01 2008		DRAWING NO. 1273	
		REV. C	
		SHEET NO. 1 OF 1	